



StarCamp

Collection 2023



MAKING LIFE SIMPLE

Sometimes the simple things in life are all that is required. This applies to our StarCamp brand, perfectly. As part of Dorema, StarCamp awnings are the ideal entry level awnings that combine value with quality.

'WHICH PORCH AWNING WILL FIT MY CARAVAN / MOTORHOME?'

This is a common question that we are regularly asked. Our porch awnings are designed to fit along the straight top horizontal section of the awning rail on your caravan (**measurement A**). Motorhome owners will need to measure the awning rail system fitted to their vehicle to determine measurement **A**. Please note that we provide 'Tunnel Beading Length' measurements with all StarCamp motorhome awnings.

The measurement from the ground to the awning rail, at the top of your caravan or motorhome, should be 235cm to 250cm (**measurement B**). For motorhomes we provide various range of heights which determine the tunnel size required.



We provide the floor size measurement and the roof width measurement for all of our porch awnings.

These measurements will determine whether the sides of the porch awning are sloping or 90 degrees vertical. There are other factors which you may want to consider, for example, the location of vents, lockers, windows, etc.

With this information you will be able to make the right choice on the porch awning that best suits your requirements.



CARAVAN PORCH AWNINGS

- Quick'N'Easy Air 225, 265, 325, 385
- Mistral Ripstop
- Magnum 260 & 390
- Magnum Air Force KlimaTex 260 & 390

PAGE

3
4
5
6-7

SUN CANOPY

- Quick'N'Easy Air Sunshade 265, 325, 385

8

CAMPERVAN & MOTORHOME AWNINGS

- Quick'N'Easy 265 Air MHA Low & Tall
- Traveller Air KlimaTex & XL
- Discovery Air

9
10
11



LIGHTWEIGHT

LIGHTWEIGHT	
INTENDED USE	Awnings suitable for short breaks and long weekends between April to September.



TOURING

TOURING	
INTENDED USE	Awning suitable for touring holidays and short breaks. Up to 12 weeks per year between March to September.



EASY AIR FRAME



AIR



HAND PUMP INCLUDED



EASYGRIP



QUICK'N'EASY AIR 225, 265, 325 & 385

IT'S ALL IN THE NAME

4 size options / Internal roll up privacy blinds / Storm buckles and straps included

CARAVAN
PORCH

FROM
£299

Technical Data:

Height:	To fit caravans from 235 - 250 cm
Floor sizes:	225 x depth 240 cm 265 x depth 240 cm 325 x depth 240 cm 385 x depth 240 cm
Frame:	Single arched air tube for all sizes. Recommended air pressure 8-10 psi. 325 has 1 x central roof air tube. 385 has 3 x roof air tubes as standard
Colour:	charcoal / grey
Privacy Blinds:	Internal roll up privacy blinds fitted to all windows.

Optional Extras:

- Additional Roof Air tubes
- Rear Upright Leg set
- Roof Lining

Roof and wall material: Extra strong quality WeatherTex 150D PU coated, fire retardant polyester.

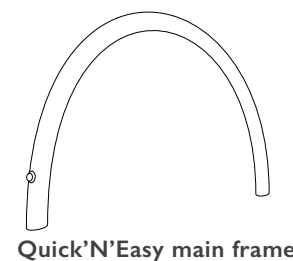
Frontpanel: Can be rolled up.

Sidepanels: Fitted doors to both sides with sewn in rear cushion pads.

Ventilation: Zipped fly screen door to both sides. Covered ventilation points to top rear outer corners on both sides.

Total weight:
225 = 9 kg (approx.)
265 = 11 kg (approx.)
325 = 13 kg (approx.)
385 = 15 kg (approx.)

Storm buckles and straps fitted as standard.



Quick'N'Easy main frame

PRODUCT	
QUICK'N'EASY AIR 225	£299
QUICK'N'EASY AIR 265	£339
QUICK'N'EASY AIR 325	£409
QUICK'N'EASY AIR 385	£509

OPTIONAL EXTRAS	
ADDITIONAL ROOF AIR TUBE	£20
REAR UPRIGHT LEG SET	£15
225 ROOF LINING	£13
265 ROOF LINING	£15
325 ROOF LINING	£21
385 ROOF LINING	£24

Air awnings need to be monitored regularly and may require a top up of air to maintain stability.

MISTRAL RIPSTOP

THE PERFECT LIGHTWEIGHT PORCH FOR SHORT BREAKS & LONG WEEKENDS

Taped Seams / Simple to erect



Technical Data:

Height: To fit caravans from 235 - 250 cm

Floor sizes: **Roof Width:**

300 x 240 cm 250 cm

External Frame: 22 mm EasyGrip steel

Colour: charcoal / grey

Privacy Blinds: Internal roll up privacy blinds fitted to all windows.

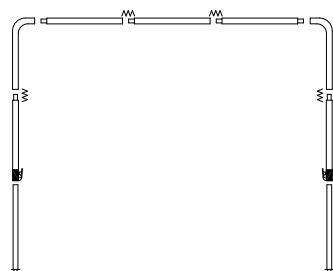
Roof and wall material: Extra strong quality WeatherTex 150D PU coated, fire retardant polyester.

Frontpanel: Zip out panel.

Sidepanels: Fitted doors to both sides with part fly screen.

Total weight: 12 kg (approx.)

ONLY
£366



Mistral Ripstop frame

PRODUCT	SIZE	
MISTRAL RIPSTOP	240 x 300 cm	£366



LIGHTWEIGHT



EASYGRIP



MAGNUM 260 & 390

AFFORDABLE TOURING AWNING

Taped Seams / Lightweight materials / Simple to erect

CARAVAN
PORCH

FROM
£366

Technical Data:

Height: To fit caravans from 235 - 250 cm
Floor sizes: **Roof Width:**
260 x 240 cm 260 cm
390 x 240 cm 390 cm
Frame: Flexible fibre poles fitted through the outer sleeves. Steel roof support poles, sunshade legs and rear upright legs are supplied as standard.
Colour: charcoal / grey

Privacy Blinds: Internal roll up privacy blinds fitted to all windows.

Roof and wall material: Extra strong quality WeatherTex 150D PU coated, fire retardant polyester.

Frontpanels: Roll up panels that can be used to create a sunshade.

Sidepanels: Fitted doors to both sides with sewn in rear cushion pads.

Ventilation: Zipped fly screen door to both sides. Canopied ventilation above front windows.

Total weight:

Magnum 260 = 15 kg (approx.)

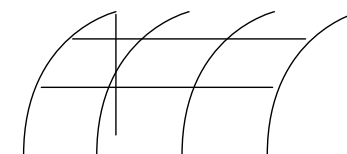
Magnum 390 = 19 kg (approx.)

Optional Extras:

- 2 berth inner tent
- Roof lining



Magnum 260 with sunshade effect



Magnum 390 frame



Magnum 390

PRODUCT	
MAGNUM 260	£366
MAGNUM 390	£440

OPTIONAL EXTRAS	
2 BERTH INNER TENT	£89
260 ROOF LINING	£35
390 ROOF LINING	£53



MAGNUM AIRFORCE KLIMATEX

THE LATEST GENERATION OF VERSATILE PORCH AWNINGS

External single inflation point / Flexible layout combinations to suit your desired living space /

Free standing left and right AddExes

Technical Data:

Height:	To fit caravans from 235 - 250 cm
Floor sizes:	Roof Width:
260: 260 x 280 cm	260 cm
390: 390 x 280 cm	390 cm
AddEx: 270 x 280 cm	n/a
Colour:	charcoal / grey
Frame:	Easy Air Frame System (EAF)
Privacy Blinds:	Internal zipped privacy blinds
fitted to all windows.	
Rear upright poles and sewn in rear cushion pads supplied as standard.	

Material Roof and Side: Extra strong KlimaTex Touring Quality 300D PU coated, fire retardant polyester.

Frontpanels: All panels can be rolled down or zipped out.

Sidepanels: Both panels are fitted with a door and can be rolled back to open up the side.

Total weight:

260	25 kg (approx.)
390	35 kg (approx.)
AddEx	12 kg (approx.)

Storm buckles and straps fitted as standard.

FROM
£899



Magnum Air Force 390 KlimaTex with optional left AddEx and Sun Canopy



TOURING



EASY AIR
FRAME



HAND PUMP
INCLUDED

**Optional Extras:**

- Rail stopper
- Left / Right AddEx
- Inner tent
- Roof lining
- Veranda Air tube
- Rechargeable Cordless Electric Pump
- Sun canopy

AddEx rear panel has a window with fitted internal zipped privacy blind

Bottom of AddEx rear panel can be unzipped for easy access to storage lockers on caravan.



Left AddEx with panels zipped out

Ventilation

Top rear corners
Zipped fly screen door to both sides

Optional Extras:

- AddEx
- Inner tent
- Roof lining
- Mesh Front Panel
- Sun Canopy



AddExes are fully sealed to the side of the porch awning by an all round covered zip. Please note that the AddExes do not fit into the caravan awning rail.

PRODUCT	CM	
MAGNUM AIR FORCE 260 KLIMATEX	260 x 280	£899
MAGNUM AIR FORCE 390 KLIMATEX	390 x 280	£1099
ADDEX LEFT OR RIGHT KLIMATEX	270 x 280/205	£429

OPTIONAL EXTRAS	
SUN CANOPY MAF 260 KLIMATEX	£54
SUN CANOPY MAF 390 KLIMATEX	£77
INNER TENT MAGNUM AIR FORCE 260/390	£72
INNER TENT ADDEX LEFT/RIGHT	£67
ROOF LINING MAGNUM AIR FORCE 260	£37
ROOF LINING MAGNUM AIR FORCE 390	£56
ROOF LINING ADDEX LEFT/RIGHT	£34

QUICK'N'EASY AIR SUNSHADE 265, 325 & 385

Single arched air tube / Zip out and roll back side panels

Technical Data:

Height:	To fit caravans from 235 - 250 cm
Floor sizes:	265 x depth 240 cm
	325 x depth 240 cm
	385 x depth 240 cm
Frame:	Single arched air tube for all sizes. Recommended air pressure 8-10 psi. 325 has 1 x central roof air tube. 385 has 3 x roof air tubes as standard.
Colour:	charcoal / grey

Roof and wall material: Extra strong quality WeatherTex 150D PU coated, fire retardant polyester.

Sidepanels: Both side panels can be zipped out or rolled back.

Total weight:	265 = 7 kg (approx.)
	325 = 9 kg (approx.)
	385 = 10 kg (approx.)

Storm buckles and straps fitted as standard.

FROM
£238



LIGHTWEIGHT



AIR



0.7 BAR / 10 PSI
HAND PUMP INCLUDED

PRODUCT	CM	
QUICK'N EASY AIR SUNSHADE 265	265 x 240	£238
QUICK'N EASY AIR SUNSHADE 325	325 x 240	£300
QUICK'N EASY AIR SUNSHADE 385	385 x 240	£376



QUICK'N'EASY 265 AIR MHA LOW & TALL

Drive away / Dual beading / Sewn in groundsheet

FROM
£449

Technical Data:

Height: To fit campervans / motorhomes:

Low: 180 - 210 cm

Tall: 240 - 270 cm

Overall Size: 265 x 350 cm
(size includes sewn in tunnel)

Tunnel Beading Length: 260 cm

Colour: charcoal / grey

Frame: Multi-valve air tube system.

Ground Sheet: Fitted in awning only (no ground sheet within tunnel area).

Privacy Blinds: Internal roll up privacy blinds fitted to all windows.

Roof and wall material: Extra strong quality WeatherTex 150D PU coated, fire retardant polyester.

Frontpanel: Fitted with zipped window and full fly screen, that can be rolled up.

Sidepanels: A window fitted to both sides.

Tunnel: Zipped door fitted to both sides. Detachable dual beading (6 & 4 mm). Where there is no awning rail beading, tunnel can be zipped off and the excess rolled material with attached guy ropes can be thrown over the vehicle to secure the tunnel.

Total weight: 265 = 13 kg (approx.)

Storm buckles and straps fitted as standard.



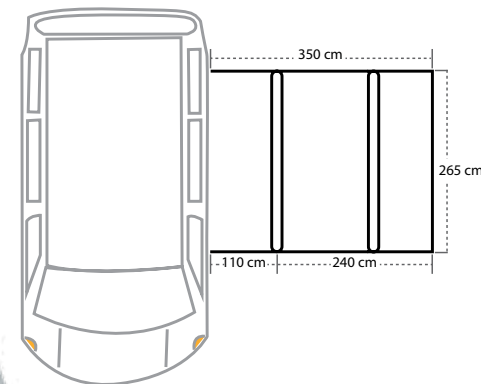
LIGHTWEIGHT



AIR



HAND PUMP
INCLUDED



PRODUCT	HEIGHT CM	
LOW	180 - 210	£449
TALL	240 - 270	£489

Air awnings need to be monitored regularly and may require a top up of air to maintain stability.

TRAVELLER AIR KLIMATEX & XL

INFLATABLE MOTORHOME ANNEX

Zip off tunnel / Drive away / Removable front panel



Technical Data:

Height:	To fit motorhomes
Traveller Air:	Traveller Air XL:
180 - 270 cm	270 - 320 cm
Base Size: 320 x 260 cm	Base Size: 380 x 280 cm
Depth: 260 cm	Depth: 280 cm
Depth of tunnel:	95 cm
Tunnel Beading Length:	285 cm
Frame:	Multi-valve air tube system.
Colour:	charcoal / grey

Roof and Wall material: Extra strong KlimaTex Touring Quality 300D PU coated, fire retardant polyester.

Front panels: Zip out panel.

Rear panel: Fitted with a door.

Tunnel: Detachable fully zipped tunnel.

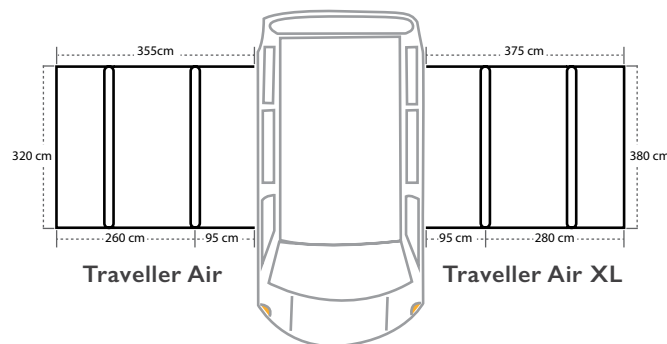
Ventilation: Part fly screen to both side rear windows and to front door panel.

Weight: 22 kg (approx.)

Privacy Blinds: Internal roll up privacy blinds fitted to all windows.

Optional Extra:

- 2 berth inner tent



PRODUCT	CM	
TRAVELLER AIR KLIMATEX	320 x 260	£940
LOW	180 - 210	£102
MID	210 - 240	£127
HIGH	240 - 270	£147

TRAVELLER AIR XL KLIMATEX	380 x 280	£1130
XL	270 - 300	£221
XXL	300 - 330	£247

OPTIONAL EXTRAS		
2 BERTH INNER TENT TRAVELLER AIR KT		£117
2 BERTH INNER TENT TRAVELLER AIR XL KT		£127



FROM
£940



TOURING



AIR



0.7 BAR / 10 PSI
HAND PUMP INCLUDED

Air awnings need to be monitored regularly and may require a top up of air to maintain stability.



DISCOVERY AIR

FROM
£958

Free standing drive away / Large front canopy / Zip off tunnel / Mid & high size options

Technical Data:

Height: To fit motorhomes from 210 - 270 cm
Mid: 210 - 240 cm
High: 240 - 270 cm
Overall Size: 300 x 360 cm
(size includes zipped tunnel
300 x 110 cm)

Tunnel Beading Length: 320 cm

Colour: charcoal / grey

Frame: Multi-valve air tube system.

Privacy Blinds: Internal roll up privacy blinds fitted to all windows.

Storm buckles and straps fitted as standard.

Optional Extras:

- Canopy support air tube
- Inner tent
- PE floor
- Roof lining

Roof and wall material: Extra strong KlimaTex Touring Quality 300D PU coated, fire retardant polyester.

Frontpanel: Can be zipped out or rolled back to create a door.

Sidepanels: Both panels can be rolled back.

Rear Panel: Can be rolled up or rolled back to create a door on either side.

Tunnel: Detachable fully zipped tunnel.

Ventilation: Front panel has full zipped window fly screen and mesh strip above the window.

Total weight: Mid = 24 kg (approx.)
High = 27 kg (approx.)

Tunnel is fitted with height and roof adjustment straps.



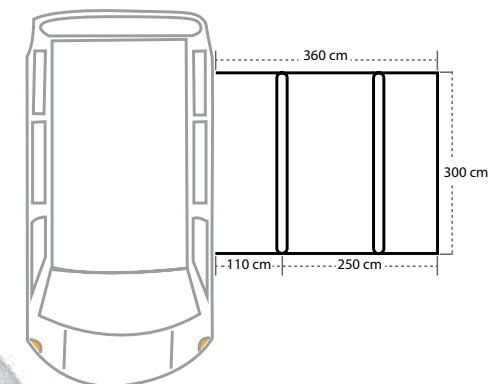
TOURING



AIR




HAND PUMP INCLUDED



PRODUCT	CM	
MID	210 - 240	£958
HIGH	240 - 270	£1028

OPTIONAL EXTRAS	
CANOPY SUPPORT AIR TUBE	£22
PE FLOOR	£39
INNER TENT	£89
ROOFLINING	£52



DOREMA UK LTD.
Pioneer Way,
Castleford
West Yorkshire,
WF10 5QU.
UNITED KINGDOM

Tel. 01977 - 555215

info@dorema.co.uk
www.dorema.co.uk

2023 - Dorema awnings have a policy of continuous improvement and we reserve the right to alter specifications and prices without prior notice.